

OREGON[®]

2020

A041

OEM Applications

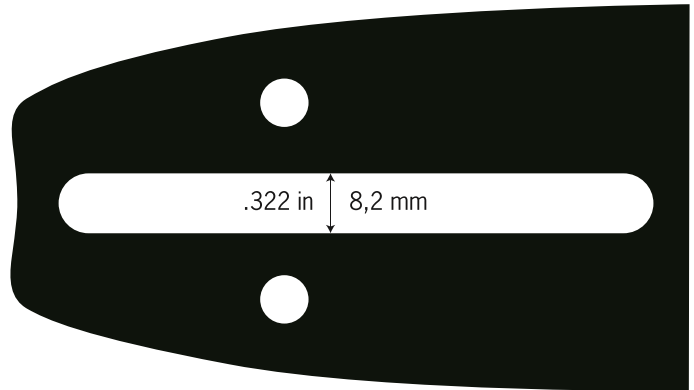
Craftsman, Cub Cadet, Dolmar, Homelite, Husqvarna, John Deere, Jonsered, Makita, McCulloch, Poulan /Poulan Pro, Redmax, Sears, Shindaiwa, Skil, Snapper, Tanaka, Toro, and others

A041

T041

Intenz® mount

- Carlton® mount – 10
- Windsor® mount – PKU



3

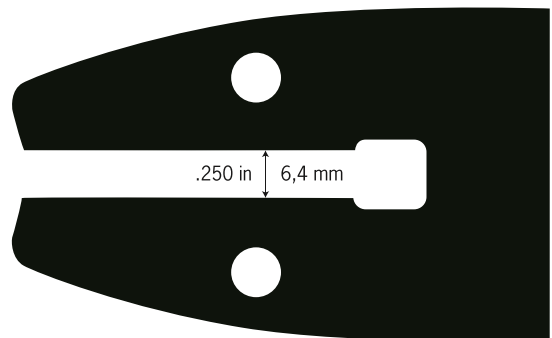
A061

OEM Applications

Homelite

A061

- Carlton mount – 28
- Windsor mount – MXL



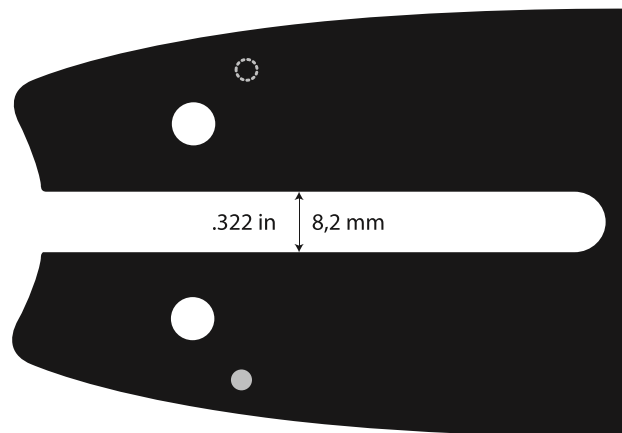
A074

OEM Applications

Stihl, Olympyk (Oleo-Mac)

A074

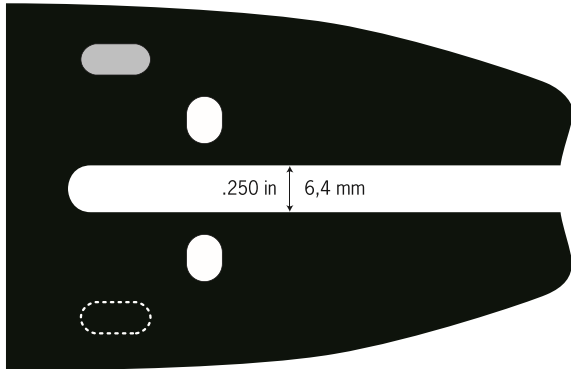
- Carlton mount – 26
- Windsor mount – ST



Guide Bars – Chain Saw Mounts

3

A089

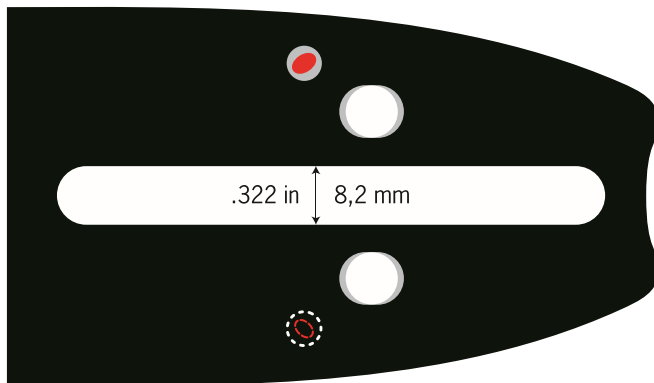


OEM Applications
Remington

A089

- Carlton® mount – 39

A095



OEM Applications
Cub Cadet, Dolmar, Homelite, Husqvarna, John Deere, Jonsered, Makita, Maruyama pole saws, McCulloch, Olympyk (Oleo-Mac) Partner, Pioneer, Poulan/Poulan Pro, Redmax, Sears, Solo, Stanley, and others

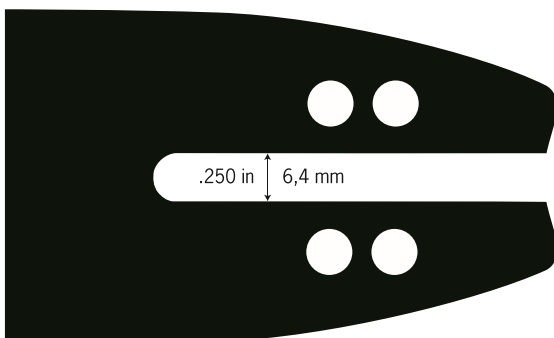
A095

T095

Intenz® mount

- Carlton mount – 01
- Windsor® mount – CJL

A218



OEM Applications
Black+Decker, Maruyama pole saws, Power Pruner/Echo Power Pruner, Redmax pole saws

A218

T218

Intenz mount

- Carlton mount – 29

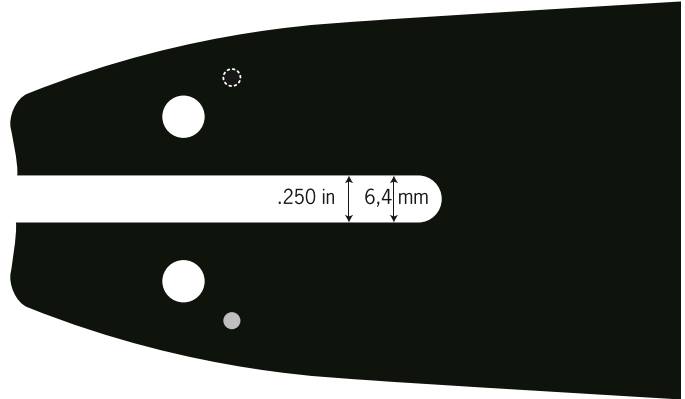
A318

OEM Applications
McCulloch, Remington

A318
T318

Intenz® mount

- Carlton® mount – 38
- Windsor® mount – MC



3

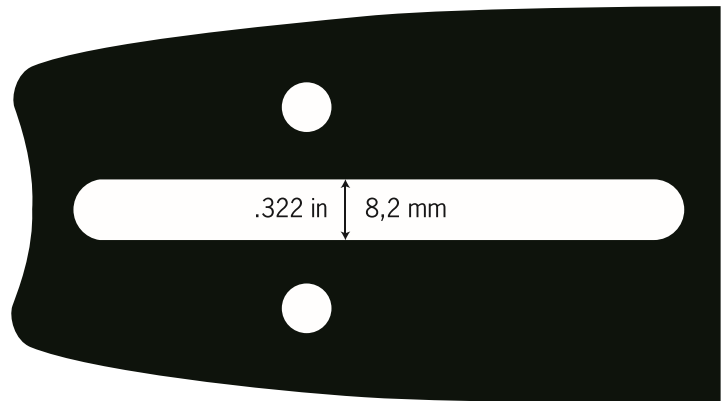
K041

OEM Applications
Craftsman, Cub Cadet, Dolmar, Homelite, Husqvarna, John Deere, Jonsered, Makita, McCulloch, Poulan /Poulan Pro, Redmax, Sears, Shindaiwa, Skil, Snapper, Tanaka, Toro, and others

K041
T041

Intenz mount

- Carlton mount – 10W
- Windsor mount – PKU

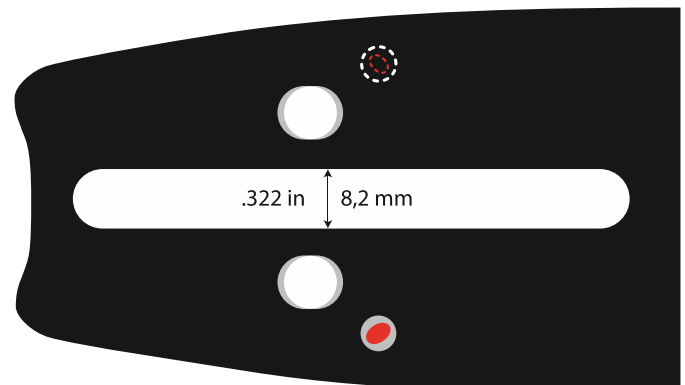


K095

OEM Applications
Cub Cadet, Dolmar, Homelite, Husqvarna, John Deere, Jonsered, Makita, Maruyama pole saws, McCulloch, Olympek (Oleo-Mac), Partner, Pioneer, Poulan/Poulan Pro, Redmax, Sears, Solo, Stanley, and others

K095*
Z095*

- Carlton mount – 01W
- Windsor mount – CJL

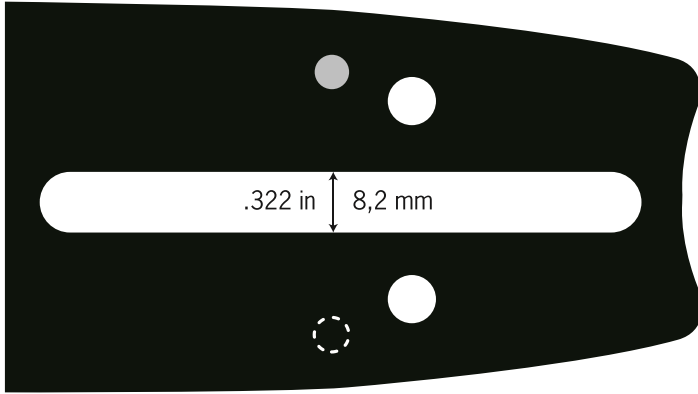


***Note:** In a few cases where two bars would have the same called length but different drive-link counts, the letter Z will be used in the motor-mount description to distinguish between them (K095 and Z095 for example)

Guide Bars – Chain Saw Mounts

3

K216

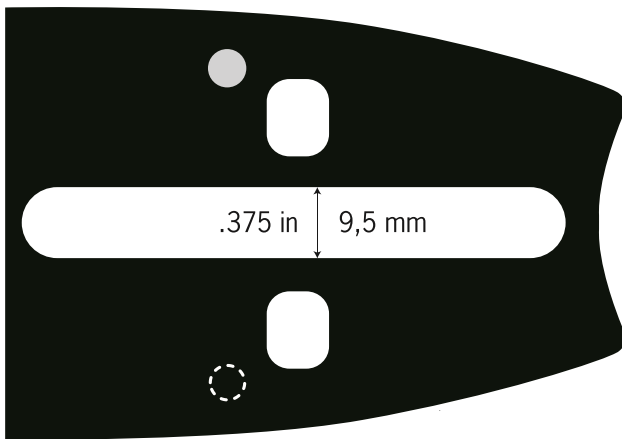


OEM Applications

Echo

K216

D007



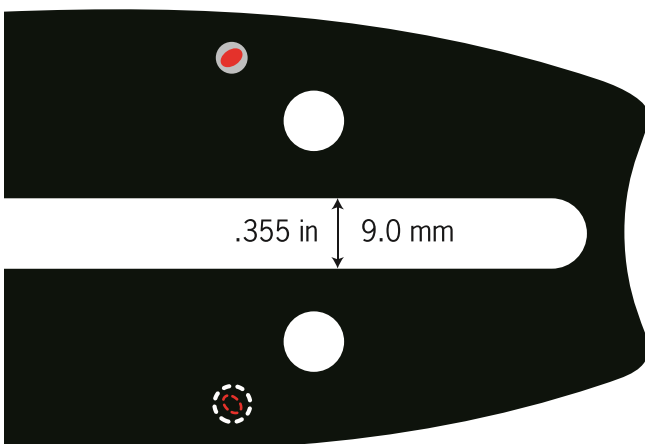
OEM Applications

Pioneer, Poulan/Poulan Pro

D007

- Carlton® mount – 21
- Windsor® mount – PP

D009



OEM Applications

Dolmar, Husqvarna, Jonsered, Makita, Partner, Shin-daiwa, Solo

D009

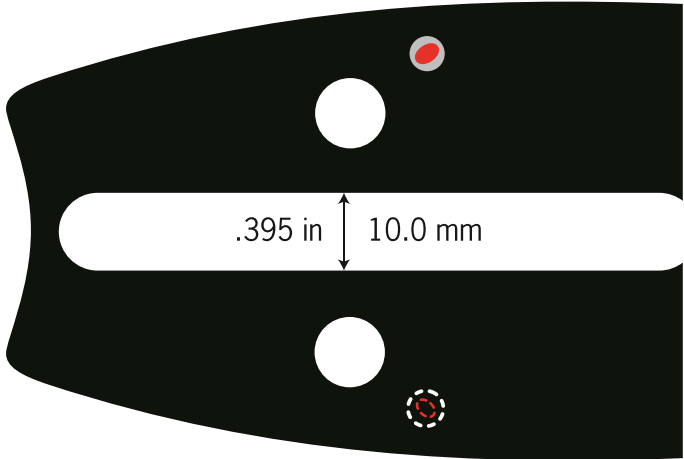
- Carlton mount – 81
- Windsor mount – EM

D024

OEM Applications
Jonsered, Olympek (Oleo-Mac)

D024

- Carlton® mount – 71
- Windsor® mount – JR



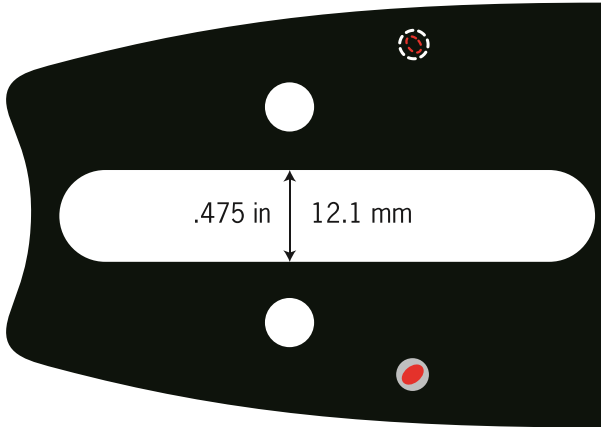
3

D025

OEM Applications
Stihl

D025

- Carlton mount – 42
- Windsor mount – 40

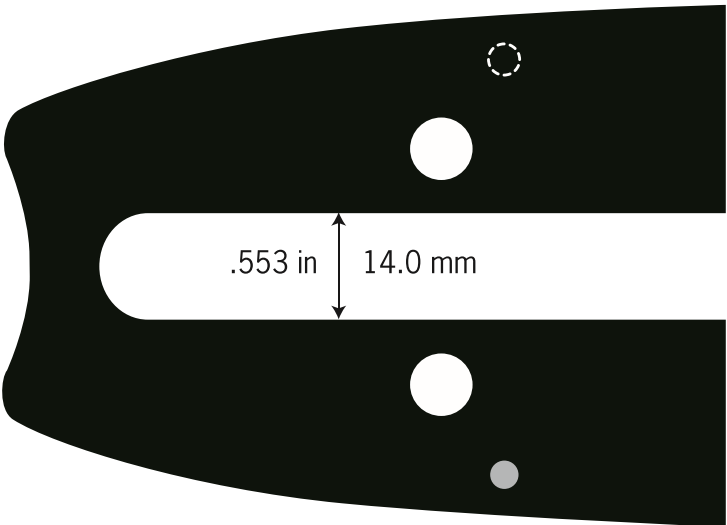


D033

OEM Applications
Dolmar

D033

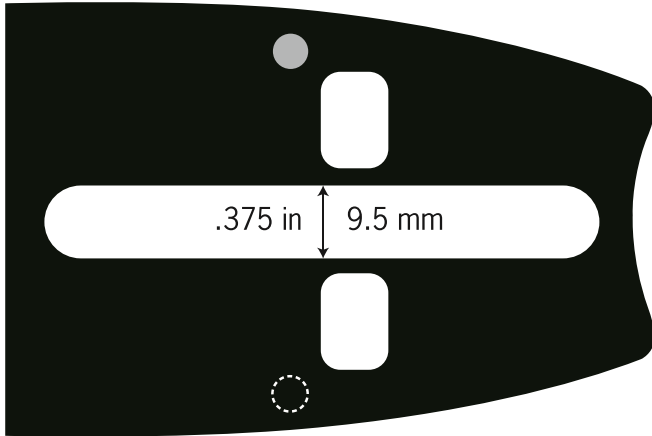
- Carlton mount – 55



Guide Bars – Chain Saw Mounts

D096

3



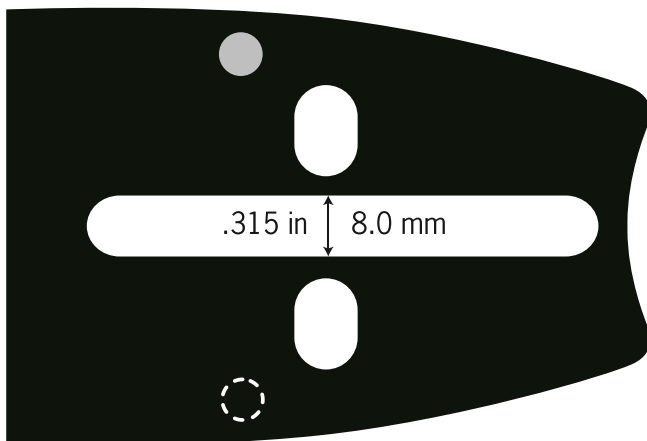
OEM Applications

Echo, Homelite, John Deere, Jonsered, Olympyk (Oleo-Mac), Poulan/Poulan Pro, Remington

D096

- Carlton® mount – 21
- Windsor® mount – HL

D176



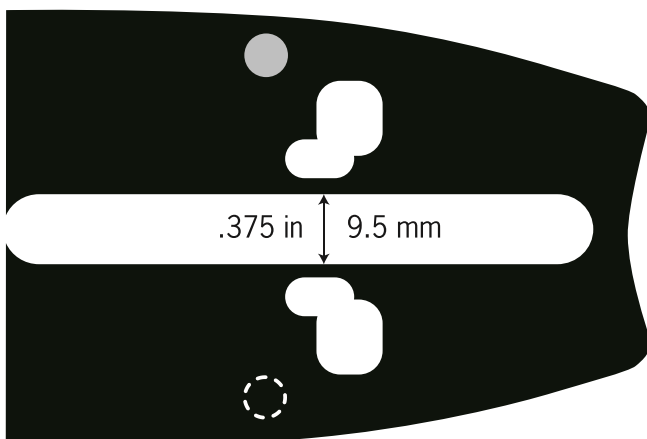
OEM Applications

Echo, Fairmont, John Deere, McCulloch, Poulan/Poulan Pro, Redmax, Sears, Skil, Tanaka

D176

- Carlton mount – 41
- Windsor mount – UXL

D196



OEM Applications

Echo, Homelite, John Deere, Jonsered, Olympyk (Oleo-Mac), Poulan/Poulan Pro, Remington, Stanley

D196

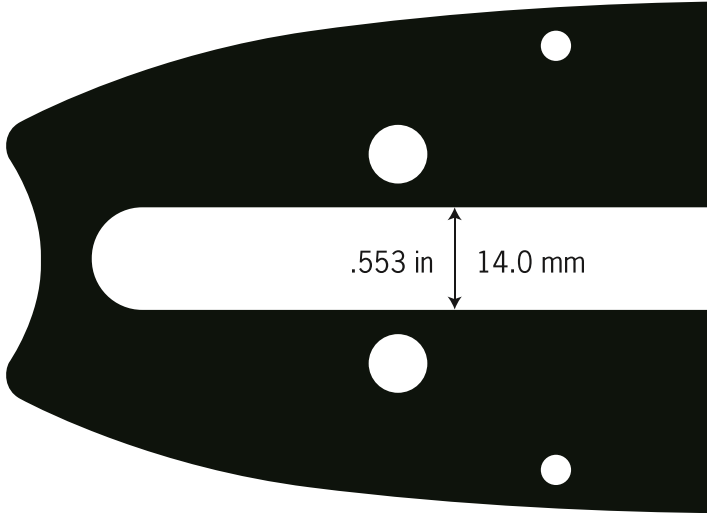
- Carlton mount – 21
- Windsor mount – HL

E031

OEM Applications
Stihl

E031

- Carlton® mount – 55
- Windsor® mount – 07



3

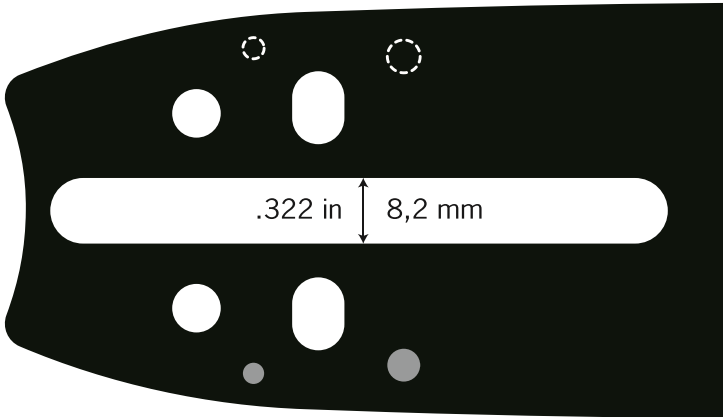
A041 / A074 / A095

Sculptor™ Specialty Mount

OEM Applications
Multi-mount fits most popular chain-saws used for carving
Echo, Husqvarna, Stihl and others

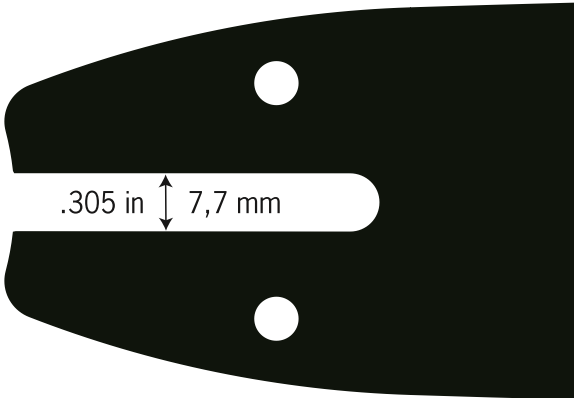
SCULPTOR mount

A041 / A095



A108

OEM Applications
Unitec and Cob Industry Hydraulic saws



OregonProducts.com

(800) 223-5168

TechnicalServices@OregonProducts.com